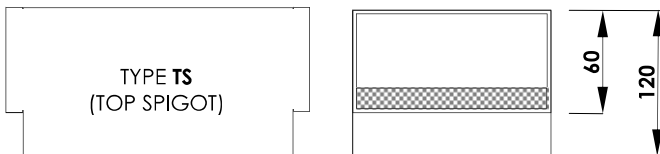
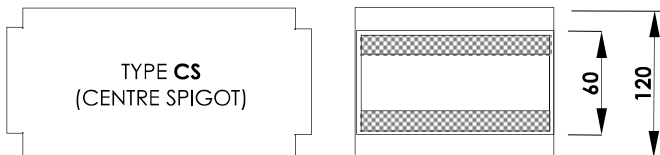


DATA SHEET **A07 H**
 RECTANGULAR ATTENUATOR
 RECTANGULAR SPIGOT
 MODEL **R6** / MODEL **R9**

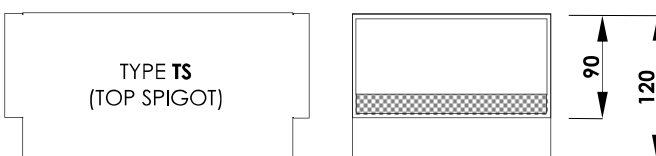
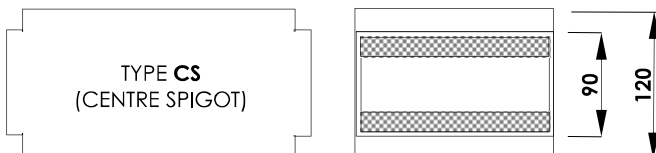


THIS IS NOT A STAND ALONE DOCUMENT AND UNLESS REFERRED TO IN A DATED EQUIPMENT SCHEDULE IS SUBJECT TO REVISION WITHOUT NOTICE.

DIMENSION R6



DIMENSION R9



SUFFIX

THE SUFFIX TO THE ATTENUATOR MODEL DEFINES THE MATERIAL OF FABRICATION AND ANY ADDITIONAL FEATURES OR SPECIAL CONSTRUCTIONAL DETAILS.

CS - CENTRE SPIGOT

TS - TOP SPIGOT

G - PRE-GALVANISED STEEL CONSTRUCTION.

STANDARD SIZES

LENGTH (**L1**) - **600, 900, 1200** mm (EXCLUDING SPIGOTS).

WIDTH (**W**) - AS SHOWN.

HEIGHT (**H**) - AS SHOWN.

ALL ATTENUATORS ARE MADE TO ORDER. NON STANDARD ATTENUATORS AVAILABLE.

WEIGHT

WEIGHTS ARE GIVEN ON THE EQUIPMENT SCHEDULE.

SPECIFICATION

SIDE LININGS CONTAIN A SOUND ABSORBENT INFILL THAT IS ENCAPSULATED WITH GLASS CLOTH AND PERFORATED STEEL.

NOTES

THIS DATA SHEET IS TO BE READ IN CONJUNCTION WITH THE EQUIPMENT SCHEDULE.

ATTENUATORS WILL BE SUPPLIED WITHOUT SUPPORT STEELWORK, BRACKETS, FIXINGS, GASKET, MASTIC OR OTHER SUCH ITEMS, UNLESS OTHERWISE STATED.

IT IS THE INSTALLERS RESPONSIBILITY TO SEAL THE ATTENUATOR TO THE CONNECTING DUCT.

INSERTION LOSS, PRESSURE LOSS AND FLOW NOISE DERIVED FROM TESTS CARRIED OUT IN ACCORDANCE WITH ISO 7235 AND MAY VARY DEPENDING ON INSTALLED CONDITIONS.

MANUFACTURING DIMENSIONAL TOLERANCE < 1.0 %.

INFORMATION SUBJECT TO CHANGE WITHOUT NOTICE