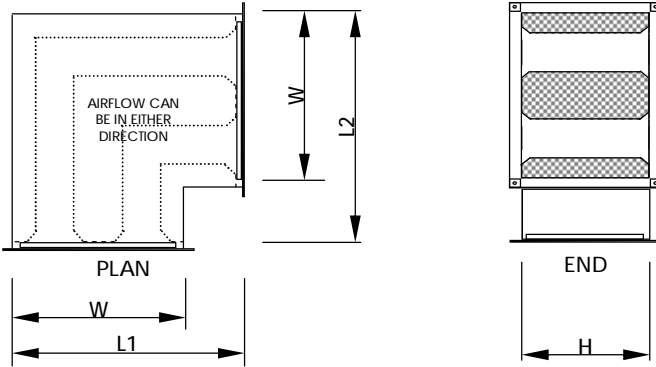


DATA SHEET A44G RECTANGULAR ATTENUATOR HORIZONTAL BEND UPVC CONSTRUCTION MODEL SP / MODEL SL



THIS IS NOT A STAND ALONE DOCUMENT AND UNLESS REFERRED TO IN A DATED EQUIPMENT SCHEDULE IS SUBJECT TO REVISION WITHOUT NOTICE.

DIMENSIONS



MODEL SP (ILLUSTRATED) HAS CENTRAL SPLITTER(S) AND SIDE LININGS.

MODEL SL HAS SIDE LININGS ONLY.

LENGTHS (L1), (L2), WIDTH (W) AND HEIGHT (H) ARE CASING DIMENSIONS AND EXCLUDE FLANGES.

SPECIFICATION

ATTENUATORS ARE IN GENERAL ACCORDANCE WITH DW 154 SPECIFICATION FOR PLASTIC DUCTWORK. CASES ARE STIFFENED AND FITTED WITH FLANGES.

SOUND ABSORBENT SPLITTERS ARE ARRANGED VERTICALLY WITHIN THE CASING TO FORM A SERIES OF CENTRAL ELEMENTS AND SIDE LININGS THAT CONTAIN A SOUND ABSORBENT INFILL THAT IS ENCAPSULATED WITH GLASS CLOTH AND PERFORATED UPVC. SPLITTERS HAVE AERODYNAMIC FAIRINGS AT EACH END.

NOTES

THIS DATA SHEET IS TO BE READ IN CONJUNCTION WITH THE EQUIPMENT SCHEDULE.

EXCESSIVELY LARGE OR HEAVY ATTENUATORS MAY BE MANUFACTURED IN MATING SECTIONS FOR EASE OF HANDLING.

ATTENUATORS WILL BE SUPPLIED WITHOUT SUPPORT STEELWORK, BRACKETS, FIXINGS, GASKET, MASTIC OR OTHER SUCH ITEMS, UNLESS OTHERWISE STATED.

INSERTION LOSS, PEASURE LOSS AND FLOW NOISE DATA ARE DERIVED FROM TESTS CARRIED OUT IN ACCORDANCE WITH ISO 7235 AND MAY VARY DEPENDING ON INSTALLED CONDITIONS.

DIMENSIONAL TOLERANCE TO PLASTICS MANUFACTURING STANDARDS OF +/- 3 mm.

SUFFIX

THE SUFFIX TO THE ATTENUATOR CODE DEFINES THE MATERIAL OF FABRICATION AND ANY ADDITIONAL FEATURES OR SPECIAL CONSTRUCTIONAL DETAILS.

U - UPVC CONSTRUCTION.

J - SPLITTERS ARRANGED HORIZONTALLY.

M - MELINEX ENCAPSULATED INFILL.

X - SPECIAL CONSTRUCTION, REFER TO EQUIPMENT SCHEDULE FOR DETAILS.

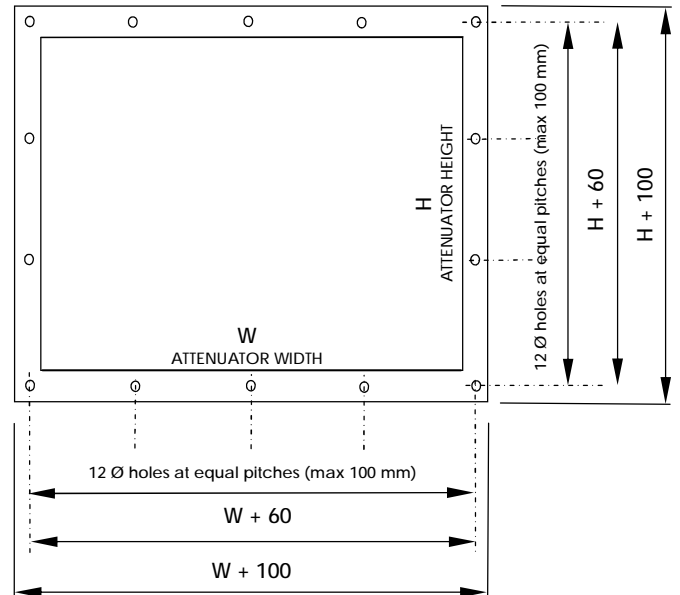
WEIGHT

WEIGHTS ARE GIVEN ON THE EQUIPMENT SCHEDULE.

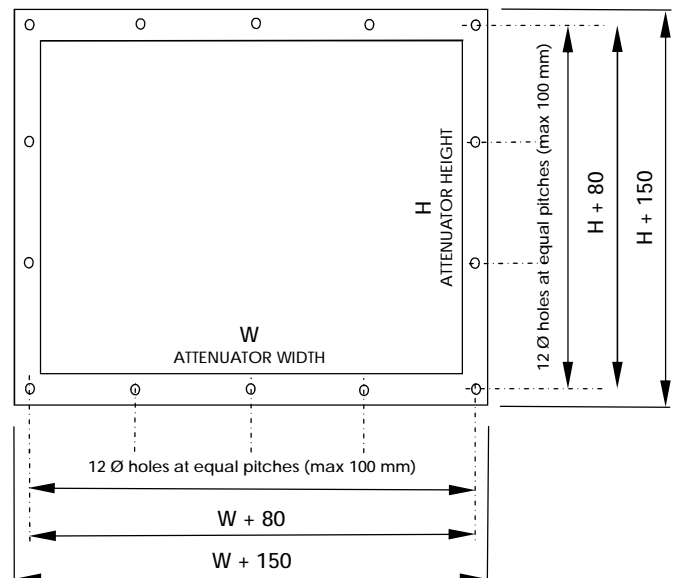
STANDARD SIZES

THERE ARE NO STANDARD SIZES. ALL ATTENUATORS ARE MADE TO ORDER.

FLANGE - W or H up to 1000 mm



FLANGE - W or H above 1001mm



IMPORTANT

ATTENUATORS MUST BE STORED IN A COOL DRY PLACE OUT OF DIRECT SUNLIGHT.

ATTENUATORS MUST BE HANDLED WITH CARE AND NOT STOOD ON FLANGES OR STACKED. DO NOT PLACE MATERIALS OR EQUIPMENT ON TOP OF ATTENUATORS.

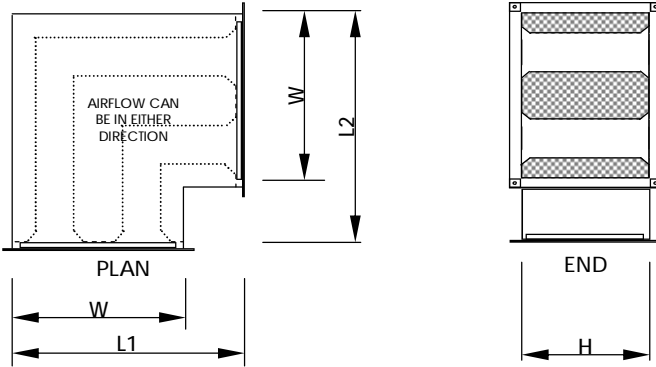
ATTENUATORS ARE SPECIALIST ITEMS OF EQUIPMENT AND MUST BE TREATED ACCORDINGLY. THEY SHOULD NOT BE TREATED IN THE SAME MANNER AS DUCTWORK.

DATA SHEET A44G RECTANGULAR ATTENUATOR HORIZONTAL BEND UPVC CONSTRUCTION MODEL SP / MODEL SL



THIS IS NOT A STAND ALONE DOCUMENT AND UNLESS REFERRED TO IN A DATED EQUIPMENT SCHEDULE IS SUBJECT TO REVISION WITHOUT NOTICE.

DIMENSIONS



MODEL SP (ILLUSTRATED) HAS CENTRAL SPLITTER(S) AND SIDE LININGS.

MODEL SL HAS SIDE LININGS ONLY.

LENGTHS (L1), (L2), WIDTH (W) AND HEIGHT (H) ARE CASING DIMENSIONS AND EXCLUDE FLANGES.

SPECIFICATION

ATTENUATORS ARE IN GENERAL ACCORDANCE WITH DW 154 SPECIFICATION FOR PLASTIC DUCTWORK. CASES ARE STIFFENED AND FITTED WITH FLANGES.

SOUND ABSORBENT SPLITTERS ARE ARRANGED VERTICALLY WITHIN THE CASING TO FORM A SERIES OF CENTRAL ELEMENTS AND SIDE LININGS THAT CONTAIN A SOUND ABSORBENT INFILL THAT IS ENCAPSULATED WITH GLASS CLOTH AND PERFORATED UPVC. SPLITTERS HAVE AERODYNAMIC FAIRINGS AT EACH END.

NOTES

THIS DATA SHEET IS TO BE READ IN CONJUNCTION WITH THE EQUIPMENT SCHEDULE.

EXCESSIVELY LARGE OR HEAVY ATTENUATORS MAY BE MANUFACTURED IN MATING SECTIONS FOR EASE OF HANDLING.

ATTENUATORS WILL BE SUPPLIED WITHOUT SUPPORT STEELWORK, BRACKETS, FIXINGS, GASKET, MASTIC OR OTHER SUCH ITEMS, UNLESS OTHERWISE STATED.

INSERTION LOSS, PRESSURE LOSS AND FLOW NOISE DATA ARE DERIVED FROM TESTS CARRIED OUT IN ACCORDANCE WITH ISO 7235 AND MAY VARY DEPENDING ON INSTALLED CONDITIONS.

DIMENSIONAL TOLERANCE TO PLASTICS MANUFACTURING STANDARDS OF +/- 3 mm.

SUFFIX

THE SUFFIX TO THE ATTENUATOR CODE DEFINES THE MATERIAL OF FABRICATION AND ANY ADDITIONAL FEATURES OR SPECIAL CONSTRUCTIONAL DETAILS.

U - UPVC CONSTRUCTION.

J - SPLITTERS ARRANGED HORIZONTALLY.

M - MELINEX ENCAPSULATED INFILL.

X - SPECIAL CONSTRUCTION, REFER TO EQUIPMENT SCHEDULE FOR DETAILS.

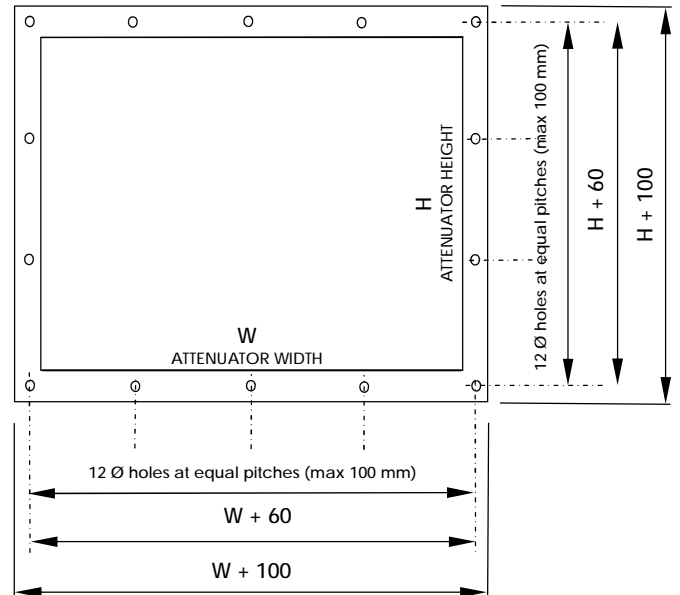
WEIGHT

WEIGHTS ARE GIVEN ON THE EQUIPMENT SCHEDULE.

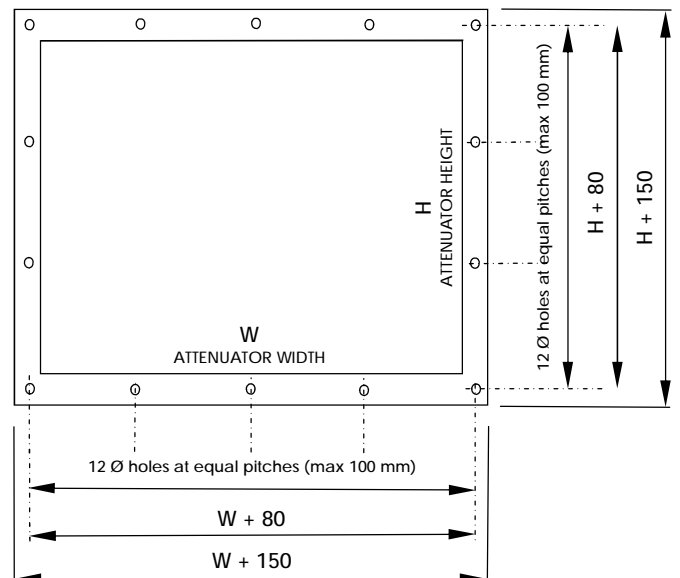
STANDARD SIZES

THERE ARE NO STANDARD SIZES. ALL ATTENUATORS ARE MADE TO ORDER.

FLANGE - W or H up to 1000 mm



FLANGE - W or H above 1001mm



IMPORTANT

ATTENUATORS MUST BE STORED IN A COOL DRY PLACE OUT OF DIRECT SUNLIGHT.

ATTENUATORS MUST BE HANDLED WITH CARE AND NOT STOOD ON FLANGES OR STACKED. DO NOT PLACE MATERIALS OR EQUIPMENT ON TOP OF ATTENUATORS.

ATTENUATORS ARE SPECIALIST ITEMS OF EQUIPMENT AND MUST BE TREATED ACCORDINGLY. THEY SHOULD NOT BE TREATED IN THE SAME MANNER AS DUCTWORK.