

# DATA SHEET A09G RECTANGULAR ATTENUATOR MODULAR CONSTRUCTION "Z" SUFFIX



## MODULAR CONSTRUCTION

ATTENUATORS MANUFACTURED IN ONE SECTION WILL HAVE NO "Z" SUFFIX IN THE CODE.

WHEN THE ATTENUATOR IS SUPPLIED IN MODULAR FORM, THE ACTUAL NUMBER OF SECTIONS IN THE LENGTH, WIDTH AND HEIGHT IS DEFINED BY THE "Z" CODE AS FOLLOWS:

| Z  | #                            | #                           | #                            |
|--|------------------------------|-----------------------------|------------------------------|
| A "Z" SUFFIX IN THE ATTENUATOR CODE DENOTES THAT THE ATTENUATOR WILL BE SUPPLIED IN MODULES. | NUMBER OF MODULES IN LENGTH. | NUMBER OF MODULES IN WIDTH. | NUMBER OF MODULES IN HEIGHT. |

## NOTES

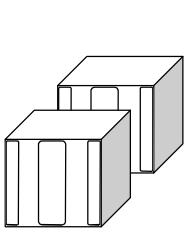
EXAMPLES SHOWN BELOW ARE FOR ILLUSTRATION PURPOSES ONLY AND ATTENUATORS MAY BE SUPPLIED IN ANY COMBINATION OF SECTIONS ON LENGTH, WIDTH OR HEIGHT. ALWAYS REFER TO THE "Z" CODE GIVEN IN THE SUFFIX COLUMN OF THE EQUIPMENT SCHEDULE.

DIMENSIONS GIVEN ON THE EQUIPMENT SCHEDULE ARE THE OVERALL ATTENUATOR BODY LENGTH (L), WIDTH (W) AND HEIGHT (H)

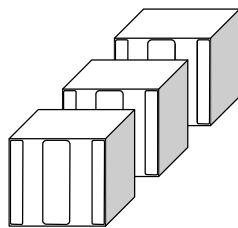
ASSEMBLY INSTRUCTIONS ARE SHOWN ON A SEPARATE DATA SHEET. ASSEMBLY BY OTHERS.

FIXINGS ARE PROVIDED TO ASSEMBLE ATTENUATOR. FIXINGS TO CONNECTING DUCT BY OTHERS.

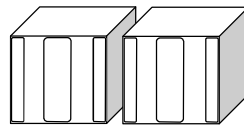
MANUFACTURING AND ASSEMBLY DIMENSIONAL TOLERANCE < 1.0%



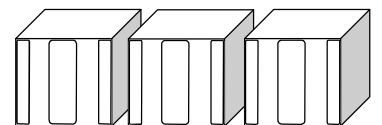
Z 211



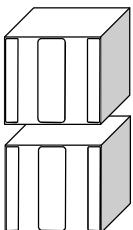
Z 311



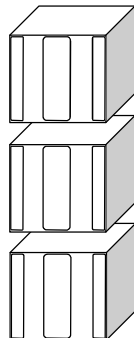
Z 121



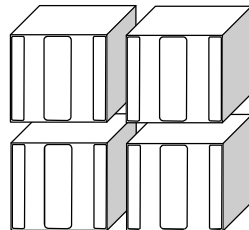
Z 131



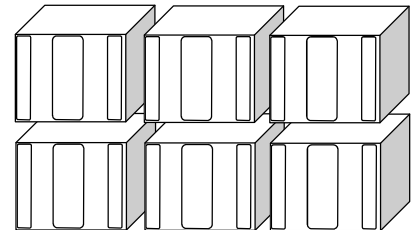
Z 112



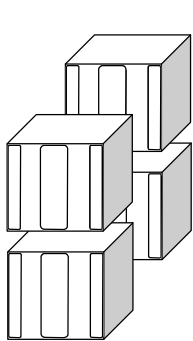
Z 113



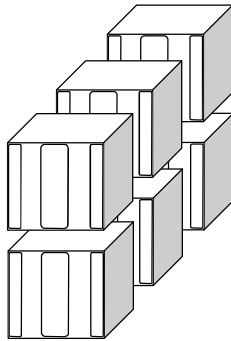
Z 122




Z 132



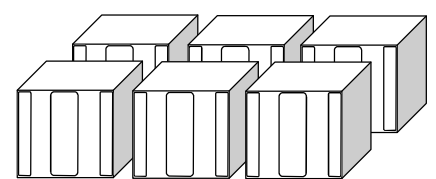
Z 212



Z 312



Z 221



Z 231