

DATA SHEET A13D

CIRCULAR ATTENUATOR

MODEL PL (WITHOUT POD)

MODEL PLP (WITH POD)

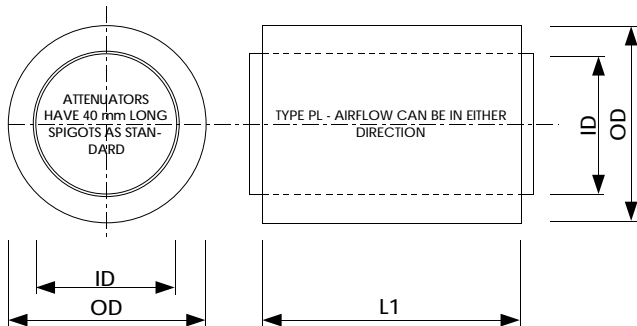
THIS IS NOT A STAND ALONE DOCUMENT AND UNLESS REFERRED TO IN A DATED EQUIPMENT SCHEDULE IS SUBJECT TO REVISION WITHOUT NOTICE.



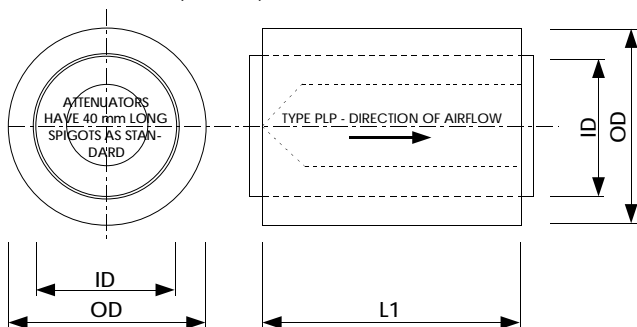
ALLAWAY
ACOUSTICS
LIMITED
www.allawayacoustics.co.uk

DIMENSIONS

TYPE PL ATTENUATOR (WITHOUT POD)



TYPE PLP ATTENUATOR (WITH POD)



ID (mm)	OD (mm)
0 - 400	ID + 100
401 - 600	ID + 150
601 - 1000	ID + 150
1001 - 1500	ID + 200
1501 - 2000	ID + 200

SPECIFICATION

ATTENUATORS ARE CONSTRUCTED TO DW144 SPECIFICATION FOR MEDIUM PRESSURE DUCTWORK.

CASES ARE FORMED FROM PRE-GALVANISED STEEL OF THE SPECIFIED GAUGE, BUT IN NO INSTANCE LESS THAN 0.8 mm. CASE SEAMS ARE LOCK FORMED AND MASTIC SEALED.

CASES ARE FITTED WITH SPIGOTS AS STANDARD OR END FLANGES WITH THREADED INSERTS (SPECIAL ORDER).

SOUND ABSORBENT LINING AND CENTRAL POD CONTAIN A FIBROUS INFILL THAT IS NON-SHEDDING, NON-COMBUSTIBLE, NON-HYGROSCOPIC AND CHEMICALLY INERT. THE INFILL IS FACED WITH GLASS CLOTH AND PRE-GALVANISED PERFORATED STEEL.

THE POD ELEMENT (TYPE PLP ONLY) HAS AN AERODYNAMIC FAIRING ON THE AIR ENTRY END OF ATTENUATOR.

STANDARD SIZES

THERE ARE NO STANDARD SIZES. ALL ATTENUATORS ARE MADE TO ORDER.

WEIGHT

WEIGHTS ARE GIVEN ON THE EQUIPMENT SCHEDULE.

NOTES

THIS DATA SHEET IS TO BE READ IN CONJUNCTION WITH THE EQUIPMENT SCHEDULE.

EXCESSIVELY LARGE OR HEAVY ATTENUATORS MAY BE MANUFACTURED IN MATING SECTIONS FOR EASE OF HANDLING.

ATTENUATORS WILL BE SUPPLIED WITHOUT MATCHING FLANGES, SUPPORT STEELWORK, BRACKETS, FIXINGS, GASKET, MASTIC, OR OTHER SUCH ITEMS, UNLESS OTHERWISE STATED.

ATTENUATOR SEAMS AND JOINTS WILL BE FACTORY SEALED, HOWEVER, SEALING THE ATTENUATOR TO THE CONNECTING DUCT IS THE RESPONSIBILITY OF THE INSTALLERS.

THE PRESSURE LOSS STATED ON THE EQUIPMENT SCHEDULE IS DERIVED FROM TESTS CARRIED OUT IN ACCORDANCE WITH ISO 7235.

DIMENSIONAL TOLERANCE TO SHEET METAL FABRICATION STANDARDS OF +/- 3 mm.

SUFFIX

THE SUFFIX DEFINES ADDITIONAL FEATURES OR SPECIAL CONSTRUCTIONAL DETAILS.

G - GALVANISED STEEL CONSTRUCTION.

S - STAINLESS STEEL CONSTRUCTION.

U - UPVC/GRP CONSTRUCTION TO DW154 SPECIFICATION (SEPARATE DRAWING)

H1 - 2 HOUR/300°C CONSTRUCTION.

H2 - FIRE DUCT CONSTRUCTION (FINAL TREATMENT BY SPECIALIST CONTRACTOR)

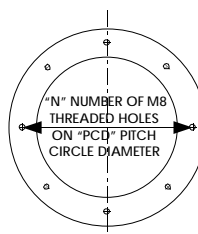
C - CHLORINATED RUBBER PAINT TO INSIDE SURFACES.

M1 - MELINEX LINED INFILL.

M2 - MELINEX ENCAPSULATED INFILL.

X - SPECIAL CONSTRUCTION, REFER TO EQUIPMENT SCHEDULE FOR DETAILS.

FLANGE DRILLING (SPECIAL ORDER)



ID (mm)	N (Nº HOLES)	PCD (mm)
100 - 400	4	DIA + 44
401 - 600	8	DIA + 44
601 - 1000	12	DIA + 56
1001 - 1500	16	DIA + 56
1501 - 2000	20	DIA + 56